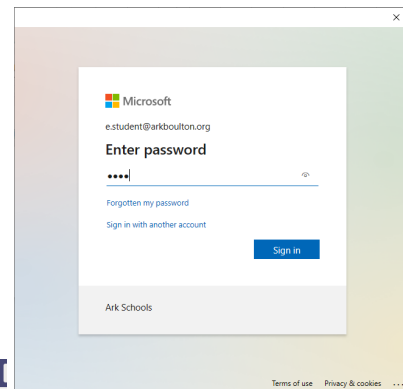
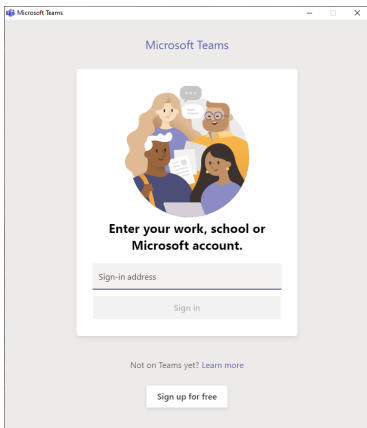


Joining your Virtual Lesson

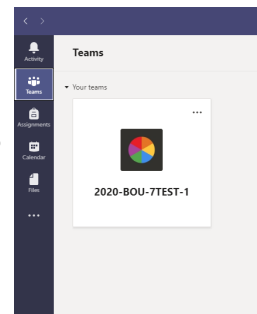
Your lessons will follow your normal timetable

Firstly, to open teams open your internet browser and search 'Microsoft Teams' and click the web page that says [Log In | Microsoft Teams](#). From here you can either download the Teams app or sign in and open it via your browser.

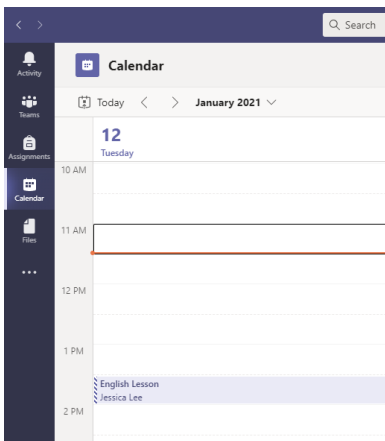
1.) Log in to Microsoft Teams using your Ark Boulton email and password



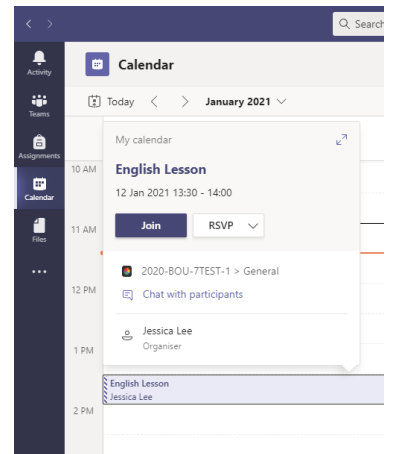
2.) Your classes will show under teams



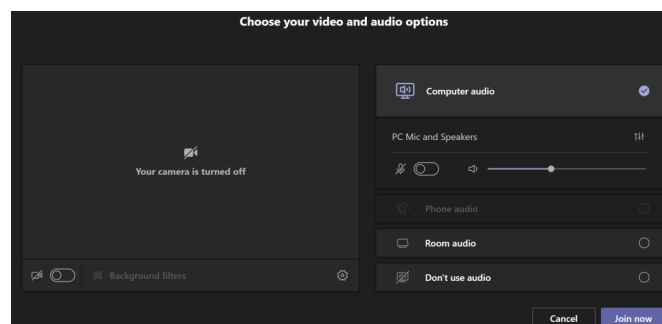
3.) Click calendar and you will see your scheduled lessons



4.) To join your lesson, click on it and select join



5.) Make sure your camera is off and you are muted before you join



6.) You will wait in the lobby until the teacher starts the lesson

If you have any issues please email info@arkboulton.org with your name, year group and the lesson you are trying to join.